

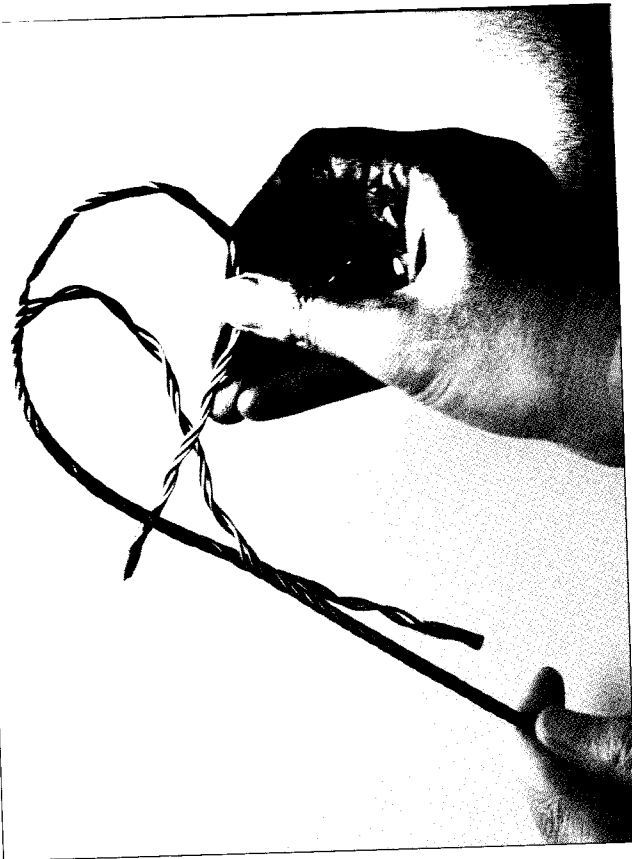


Flemish Wire Eye Splice



Suitable for wire rope (7 x 7 or 7 x 19) this way of making an eye requires no tucking and is therefore very easy, unlike most wire splicing.

Twist the rope's end into two parts; one of three strands, one of four including the straight core strand. Tape the ends, then unlay to at least four times the length of the eye. Cross one part over the other to form the eye.



Take each part in turn and lay it into the empty space above the eye on the opposite side of the eye to the throat.