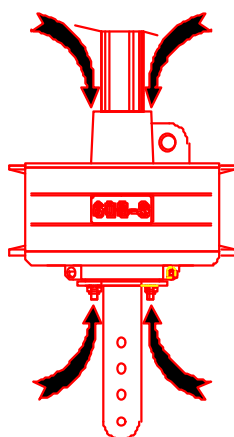
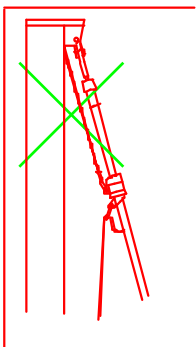
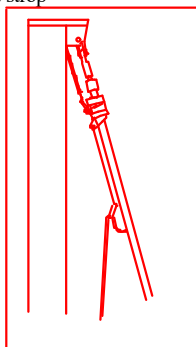
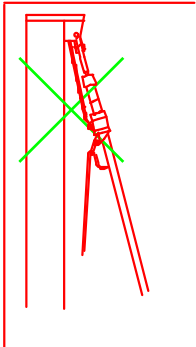
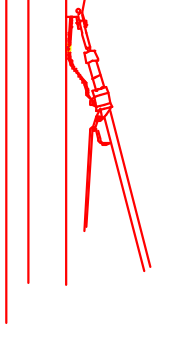


## MAINTENANCE

Rinse the drum unit once a year with fresh water (no dismantling required).  
 - No other special maintenance is needed.

fresh water



PROBLEM ENCOUNTERED	CAUSE	SOLUTION
Halyard turns with the halyard swivel	- Forestay not taut enough ➡➡	- tighten the backstay
	- Genoa halyard too slack ➡➡	- tauten the genoa halyard
	- Genoa too short, halyard swivel too low ➡➡	- Use a strop
		
The halyard tends to wrap itself around the spar when the genoa is hoisted	- Genoa halyard too close to the forestay ➡➡	- Fasten a halyard feeder to the mast or a diverter to the forestay
		
The halyard tends to wrap itself around the spar when the genoa is hoisted	- Halyard is worn and thus twists in the direction of the rope strands ➡➡	- Change the halyard
Reefing line fouls	- Wrong angle on reefing line ➡➡	- Change position of first sheave unit
	- First sheave too far from drum unit ➡➡	
Genoa difficult to hoist	- Genoa unfurled too quickly ➡➡	- Slow down the unfurling of the genoa by winding the reefing line once round a winch.
	- Poor output from a sheave ➡➡	- Try with a different halyard
	- Halyard jammed ➡➡	- Change luffrope
	- Luffrope too large ➡➡	