

## DuraLiFEPO<sub>4</sub>

### Features

- Turnkey installation
- Automatic tie in with existing Lead Acid charging
  - Existing alternators compatible
  - Existing lead acid chargers compatible
- 4 wire hookup
- Manual emergency start from LiFEPO<sub>4</sub> bank
- Wi-Fi tablet interface
- 500A BMS
- Mounting tabs for secure installation
- Winston cells have proven long life: 7000 cycles at 70% depth of discharge (DOD)

Sizes available: 800Ahr, 1200Ahr




Figure 1: 800Ahr Wi-Fi tablet interface, Aluminum frame adaptable to fit your boat




Figure 2: 800AHr installed Lagoon 450F/S



Figure 3: 800AHr installed Lagoon 450F/S



Figure 4: 800Ahr installed Lagoon 450F/S



Figure 5: World-wide shipping



Figure 6: 800Ahr Shipping crate




Figure 7: Aluminum installation frame




Figure 8: 1200Ahr installed in Lagoon 450F/S


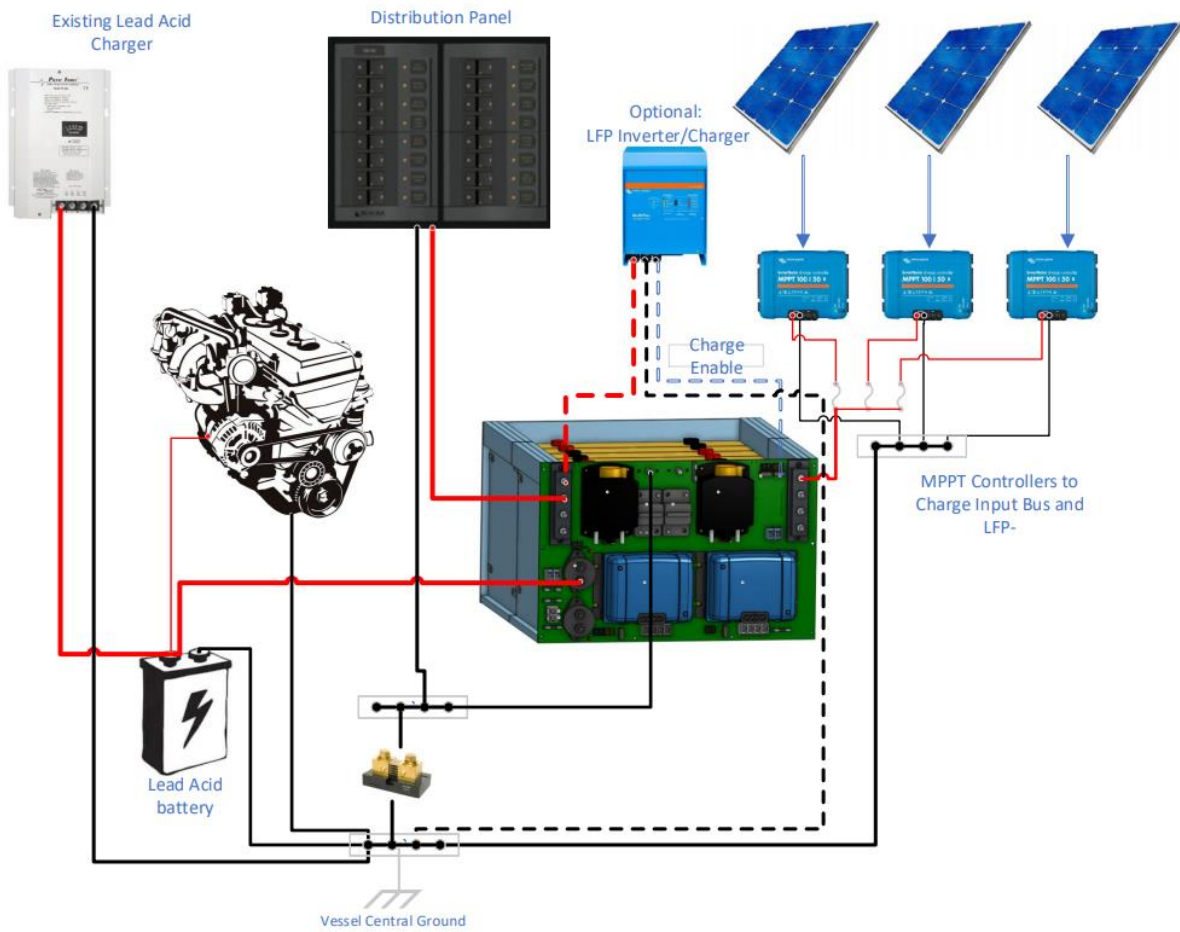


Figure 9: 1200Ahr installed in Lagoon 450F/S

Drawings



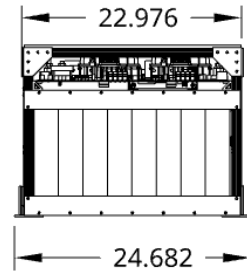
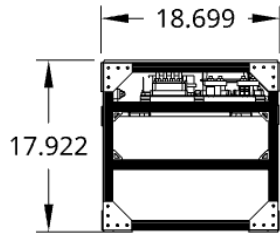




Figure 10: 800Ahr dimension drawing, designed for Lagoon 450

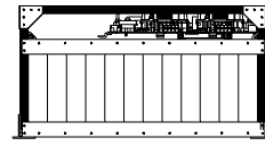
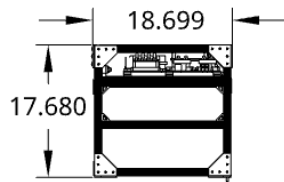
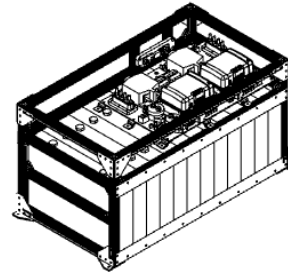
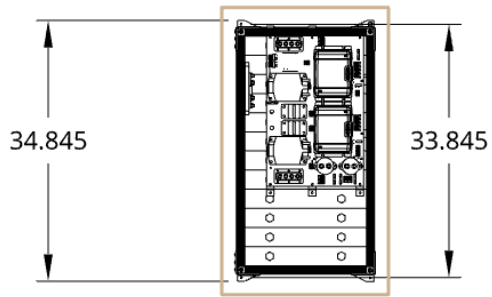


Figure 11:: 1200Ahr dimension drawing, designed for Lagoon 450

Contact Dedicated Marine for more information.

[www.biminihardtop.com](http://www.biminihardtop.com)

[info@biminihardtop.com](mailto:info@biminihardtop.com)

(888)769-7677