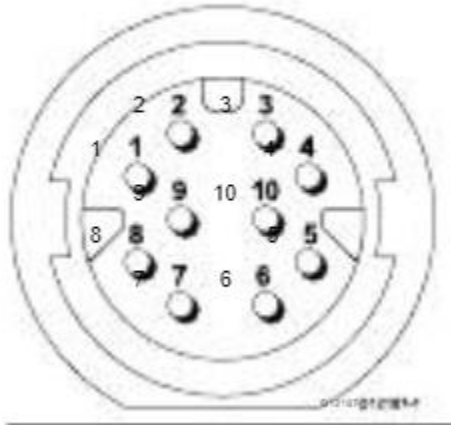
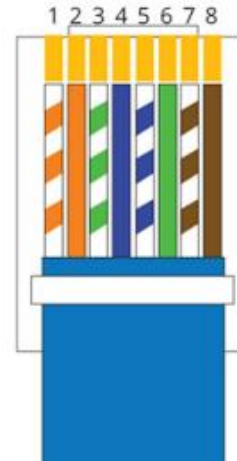
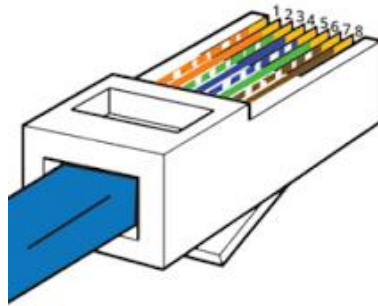


Raymarine Raynet to RJ45 Pinout

Network connector



RJ45 Pinout
T-568B



Note: the Network connector image above is from the MFD manual so is viewed from the back of the MFD (male socket). When wiring the cable side (female connection) it will be a mirror image. Just remember you only need 4 wires (standard 10/100M Ethernet) and the shielded ground. The Blue and Brown twisted pairs are just for strain relief. ☺

Raynet Pin	Signal	RJ-45 Pin	Color
1	Rx+	3	Green/W
2	Rx-	6	Green
3	NC		
4	NC		
5	Tx+	1	Orange/W
6	Tx-	2	Orange
7	NC		
8	NC		
9	Screen	Shield	
10	NC		